

ClubRunner

Help Articles > Website Guides > Website Widgets > Where can I find a list of my Custom Widgets?

Where can I find a list of my Custom Widgets?

Zach W. - 2023-01-04 - Website Widgets

You can see a detailed list of all the custom widgets you've created. They can even be sorted into categories.







To access the list of all your custom widgets:

1. Login to the **Member Area**.
2. Along the top tabs click **Website** and then **Website Content** on the grey menu just below.
3. Click **Home Page Custom Widgets**.

Getting Started

Home Page Content

Welcome to the content area for your home page. You can add, edit, and remove content that appears on your standard home page widgets. This includes stories, news, links, photo albums, and download files. To add custom widgets, go to Libraries in the ribbon on the left.

| | |
|---|--|
|  Home Page Stories <i>Manage your home page stories.</i> |  Home Page News <i>Manage your home page news.</i> |
|  Home Page Download Files <i>Manage your download files.</i> |  Home Page Photo Albums <i>Manage your photo albums.</i> |
|  Home Page Custom Widgets <i>Manage your home page custom widgets.</i> |  Meeting Responsibilities (Duty Roster) <i>Manage list of positions and assign members.</i> |

1. You will see a series of filters in the **View Widgets** section along the top. These filters let you view different types of widgets:
 - **Global:** Global custom widgets can be used for the home page, and any custom pages.
 - **Home Page:** The Page Specific custom widgets that were created for the home page.
 - **Page Specific:** The Page Specific custom widgets that have been created for each custom page. When clicking **Page Specific**, a pop-up will appear to

select the **Custom Page** the Page Specific widgets were created for.

- **Bulletins (Global)**: The Bulletins (Global) widgets can be used on any bulletin.
- **Bulletin Specific**: The Bulletin Specific widgets that have been created for each bulletin. When clicking **Bulletin Specific**, a pop-up will appear to select the Bulletin the Bulletin Specific widgets were created for.

Custom Widgets for Home Page

View widgets: Global Home Page Page Specific Bulletins (Global) Bulletin Specific

Published Drafts Deleted

Filter custom widgets: ➕ Add

| Title ^ | Owner v | Date v | Status v | Actions |
|---|-----------|--------------|----------|---------|
| <input type="checkbox"/> Club in Action | Eddie Chu | Dec 30, 2022 | | ▾ |
| <input type="checkbox"/> Custom Widget | Sue Baker | Oct 21, 2022 | | ▾ |

↳ Check All Remove Selected

Showing all 2 custom widgets

1. Once you go to the appropriate list of widgets, you can **Preview**, **Edit**, or **Delete** any widget by clicking on the **dropdown arrow** under the **Actions** column.

Custom Widgets for Home Page

View widgets: Global Home Page Page Specific Bulletins (Global) Bulletin Specific

Published Drafts Deleted

Filter custom widgets: ➕ Add

| Title ^ | Owner v | Date v | Status v | Actions |
|---|-----------|--------------|----------|---------|
| <input type="checkbox"/> Club in Action | Eddie Chu | Dec 30, 2022 | | ▾ |
| <input type="checkbox"/> Custom Widget | Sue Baker | Oct 21, 2022 | | ▾ |

↳ Check All Remove Selected

🔍 Preview

✎ Edit

🗑 Delete

Showing all 2 custom widgets