

ClubRunner

Help Articles > MyEventRunner > Reports > How do I view the registration report?

How do I view the registration report?

Omar S. - 2021-04-07 - Reports

Registrations - View Registrations

Registrations

[View Registrations](#)

[View Attendees](#)

[View Payments](#)

[Prepare Name Tags](#)

After you click on the **View Registrations** link the registrations list will display. This section is used as an overview of all registrants; within this section the following options can be customized to better organize a complete report. The registrations are color coded based on if the attendee has paid, has a balance owing, has a credit, or was canceled.

Registration List

Search

Search by First / Last name or Reg #

Filter Results

Payment Status All Paid Unpaid

Registration Status:

Registrations Per Page

REMIND ALL Export To Excel: Basic | Full

Reg # ▲	Name	Spouse/Partner	Reg Date	Reg Total	Payments	Balance Owing	Actions
621494	Augus, Rachel		Apr 07 2021	0.00	100.00	-100.00	Reminder Open Delete
621495	Augus, Mikazuki		Apr 07 2021	0.00	0.00	0.00	Open Delete
621497	Siegfried, Johndell		Apr 07 2021	0.00	0.00	0.00	Reminder Open Delete
621499	Piazza, Michael		Apr 07 2021	0.00	0.00	0.00	Reminder Open Delete
621501	Wallace, Barret		Apr 07 2021	0.00	0.00	0.00	Reminder Open Delete
621503	Lockhart, Tifa		Apr 07 2021	0.00	0.00	0.00	Reminder Open Delete
621508	Delamar, Guy		Apr 07 2021	25.00	0.00	25.00	Reminder Open Delete

Total Registration(s) (include Cancellations): 7

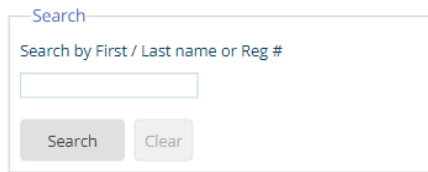
Legend

	Registration has been Completed & Paid
	Registration has a Balance Owing
	Registration has a Credit (Overpaid)
	Registration has been Cancelled (May require a refund or payment)

Note: If a member or public tries to register for the event with an invalid credit card number, it will save the registration with no payment. The person will display as balance

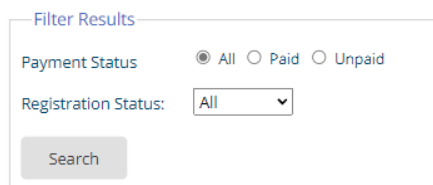
owing.

Search: Allows the Event organizer to search the list of registered individuals by First name, Last name or Registration number.



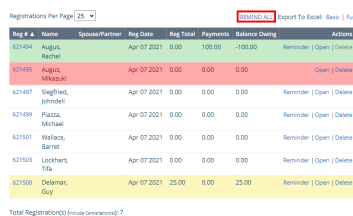
Search
Search by First / Last name or Reg #
[Input Field]
Search Clear

Filter Results: This function provides a list of registrants based on whether their status is Paid or Unpaid.



Filter Results
Payment Status: All Paid Unpaid
Registration Status: All
Search

- **Remind All:** This will send an email to all members that are undecided for the event.



Reg #	Name	Spouse/Partner	Reg Date	Reg Total	Payments	Balance Owng	Actions
621454	Augus, Rachel		Apr 07 2021	0.00	100.00	-100.00	Reminder Open Delete
621468	Augus, Mikazuki		Apr 07 2021	0.00	0.00	0.00	Open Delete
621467	Siegfried, Jimmie		Apr 07 2021	0.00	0.00	0.00	Reminder Open Delete
621469	Piazza, Michael		Apr 07 2021	0.00	0.00	0.00	Reminder Open Delete
621501	Wallace, Brent		Apr 07 2021	0.00	0.00	0.00	Reminder Open Delete
621503	Lockhart, Tifa		Apr 07 2021	0.00	0.00	0.00	Reminder Open Delete
621500	Diedman, Guy		Apr 07 2021	25.00	0.00	25.00	Reminder Open Delete

- **Export to Excel:** This option will load all Registrant data within the page to an Excel Spreadsheet. Basic has limited information. Full has all of the information.



- **Reminder:** This option will send a statement of the balance owing to Attendees email address.
- **Open:** This link will lead to an overview page of the Attendees information. Within this section the Event Organizer can make changes to the information made by Attendee.
- **Delete:** Selecting this option will remove the user registration from the system.

Note: The **balance owing** must be the whole amount or the Delete link will be disabled! If the attendee made a partial or full payment then they will need to be refunded before their registration could be deleted.

