

ClubRunner


Help Articles > Club Help > Club - Administration Guide > Club Management > How do I view our club's past executives?

How do I view our club's past executives?

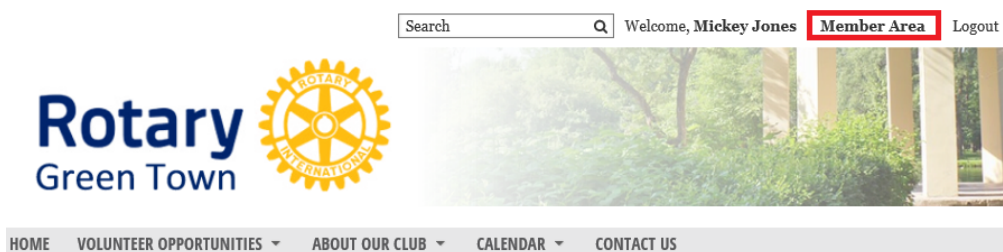
Michael C. - 2021-02-17 - Club Management

Your club officer list only applies to the given calendar year in which it was created. However, ClubRunner keeps track of officers from previous years. You can also manually enter past executives for archival purposes.

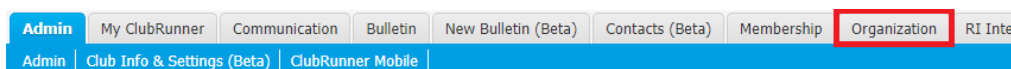
1. To manage your club executives, you must go to your club homepage and login. Click **Member Login** at the top right. Enter your login name and password, and click login.



2. Then, click on **Member Area** on the top right.



3. Along the top of the screen you will see several tabs. Click on the **Organization** tab.



4. The **Organization** tab contains several features which allow you to organize your club membership. Now, click on **Executives and Directors** under the Organization tab.



5. You are now on the **Club Executives and Directors** page. Here, you can identify club directors and executives, remove past officers, edit their contact details, and more.

Club Executives and Directors

« Previous Year | **2017-18** | Next Year »

Drag and drop positions to change their sequence



Carry Over Next Year

Add New Position

Title	Position	Name	Actions
President	President	Sue Baker	Edit Clear Delete
President Elect	President Elect	Fred Pohl	Edit Clear Delete
Secretary	Secretary	Edward Chu	Edit Clear Delete
Treasurer	Treasurer	Clare Davis	Edit Clear Delete

6. To view past executives, click **Previous Year**, as highlighted below.

Club Executives and Directors

« **Previous Year** | 2017-18 | Next Year »

Drag and drop positions to change their sequence



Carry Over Next Year

Add New Position

Title	Position	Name	Actions
President	President	Sue Baker	Edit Clear Delete
President Elect	President Elect	Fred Pohl	Edit Clear Delete
Secretary	Secretary	Edward Chu	Edit Clear Delete
Treasurer	Treasurer	Clare Davis	Edit Clear Delete

7. You are now viewing your club officers as defined in the previous year. You can return to the current year by clicking **Next Year**, or continue going back by clicking **Previous Year**.

Club Executives and Directors

« Previous Year | 2017-18 | **Next Year** »

Drag and drop positions to change their sequence



Carry Over Next Year

Add New Position

Title	Position	Name	Actions
President	President	Sue Baker	Edit Clear Delete
President Elect	President Elect	Fred Pohl	Edit Clear Delete
Secretary	Secretary	Edward Chu	Edit Clear Delete
Treasurer	Treasurer	Clare Davis	Edit Clear Delete

8. You can also enter in past executives, by clicking **Add New Position** when you are on the relevant year. To find out more about this process, refer to [Add a New Club Executive](#). (Link will open in a new window)

Club Executives and Directors

« Previous Year | 2017-18 | Next Year »

Drag and drop positions to change their sequence



Carry Over Next Year

Add New Position

Title	Position	Name	Actions
President	President	Sue Baker	Edit Clear Delete
President Elect	President Elect	Fred Pohl	Edit Clear Delete
Secretary	Secretary	Edward Chu	Edit Clear Delete
Treasurer	Treasurer	Clare Davis	Edit Clear Delete

Related Content

- [How do I edit our club executives?](#)
- [How do I add a club executive?](#)