

# ClubRunner

Help Articles > District Help > District - Club Executives' Guide > Club Management > How do I update my club's meeting time and location on the District?


## How do I update my club's meeting time and location on the District?

Michael C. - 2021-03-31 - Club Management


It is important to update your club's meeting time and place on the District website. This information is posted for all clubs in the Club Directory and "Where Clubs Meet" pages. This information is a good way for Rotary members to connect with each other.

1. Go to your District webpage and click on the **Login** link at the top right of the page. Then enter your login details on the page that appears.
2. You are now logged in. To access the District Administration page, click on **Member Area** on the top right.
3. You are now on the **District Administration** page. Click the **For Clubs** tab just under the header.
4. Next, click on **Edit Club Information**.
5. You are now on the **Club Information** page. Here, you can view the details of your club meetings, officers, and upcoming events. To change the time and place of your meetings, click **Edit Club Info (Online)**.


### Green Town





**Meeting Information:**  
Limited seating in person, other members must attend online.  
Genworth Financial Inc.  
2060 Winston Park Dr.  
Oakville  
Canada

 [View map](#)

[Edit Club Info \(Online\)](#)


 [View Club Bulletin](#)

 [Club Website](#)

 [Business Cards View](#)

6. You are now on the **Club Information** page. Here, you can change the meeting details of the Club. To do so, click **Edit** in the **Meetings** area.

## Meetings



Schedule	Tuesdays at 9:00 AM
Location	Genworth Financial Inc.
Address	2060 Winston Park Dr. Oakville, Canada
Meeting Comments	Limited seating in person, other members must attend online.

7. From here you can edit the meeting information within the following sections:

### Meeting Schedule

#### Meeting Schedule

What day and time does the club meet?

Sunday  at   AM  PM

Meeting Comments: 

Share additional meeting details with the public.

Total characters including HTML: 0/250

The Meeting Schedule section will allow the Club to set a day and time that the Club meets at along with any additional meeting comments. This meeting comments can be used to add additional details about the meeting, additional instructions for guests or any other additional information about the meeting the Club wants to include. This information will be public.

### Online Meeting

## Online Meeting

Our club meets online

**i** This information is only visible to logged in members of your club or district, it is shown in with your meeting comments.

Meeting URL: **?**

Private Details:

Total characters including HTML: 0/250

If the Club meets online, the **Our club meets online** option can be checked. This will reveal the **Meeting URL** and the **Private Details** fields. The direct link/URL to the online meeting can be entered into the **Meeting URL** field and any additional information about accessing the meeting or other private details can be entered into the **Private Details** field. This information will be restricted to members only.

## Meeting Location

### Meeting Location

Location:	<input type="text" value="Memorial Hall"/>
Address 1	<input type="text" value="100 Merrill Street"/> *
Address 2	<input type="text"/>
City	<input type="text" value="Green Town"/> *
Country	<input type="text" value="United States of America"/> *
State	<input type="text" value="Wisconsin"/>
Zip Code	<input type="text" value="12345"/>
Latitude:	<input type="text"/>
Longitude:	<input type="text"/>
<input type="checkbox"/> Update latitude/longitude based on meeting address <b>?</b>	

The Club can enter the meeting location, meeting address and meeting coordinates. The Club also has the option to automatically update the latitude and longitude fields based on the entered address by checking the "Update latitude/longitude based on meeting address"

option.

Once complete, select the **Save** button to save the changes

Related Content

- [How to use the Compare & Synchronize tool on the District](#)
- [What is the club updates archive on the District?](#)