

ClubRunner

Help Articles > Club Help > Club - Members' Guide > My ClubRunner > How do I recover my login information?

How do I recover my login information?

Omar S. - 2021-11-26 - My ClubRunner

If you cannot login to ClubRunner or you forgot your password this guide will help you.

1. To start, go to the Club or District website you want to login to. At the top right of the screen, Click on **Member Login**.
2. Click the **Forgot login name?** or **Forgot password?** link.

ClubRunner

English ▾ Home

Enter your login information below:

Username [Forgot username?](#)

Password [Forgot password?](#)

Keep me logged in [New user?](#)

Login

© 2002–2021 ClubRunner. All rights reserved.
[Privacy Statement](#) | [Online Help](#) | [System Requirements](#)

3a. If you are trying to login to your Club, it will ask you to enter your **Last Name** and **Email Address**. Click **Submit** when done.

ClubRunner

Retrieve Login Information

Please enter your last name and email address to retrieve your username and/or reset your password.

* Denotes a required field.

Last Name:

Email Address:

*

Submit

Cancel

© 2002-2021 All rights reserved.
[Privacy Statement](#) | [Online Help](#) | [System Requirements](#)

3b. If you are trying to login to the District, it will ask you for your **Club, Last Name** and **Email Address**. Click **Submit** when done.

ClubRunner

Retrieve Login Information

All members in the District have login accounts in the system. If you cannot retrieve your login information through this page, please contact your Club President, or email logins@clubrunner.ca.

Please select your club, then enter your last name and email address to retrieve your username and/or reset your password.

* Denotes a required field.

Select Club: *

Last Name:

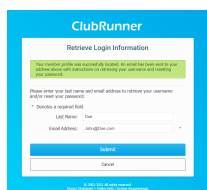
Email Address: *

Submit

Cancel

© 2002-2021 All rights reserved.
[Privacy Statement](#) | [Online Help](#) | [System Requirements](#)

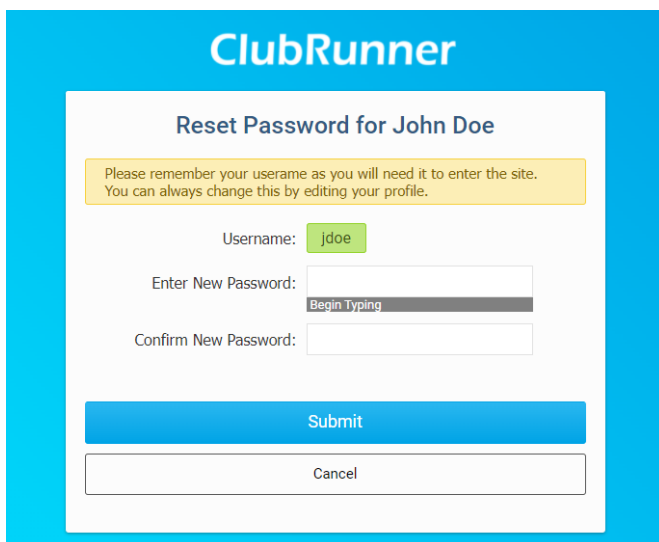
4. If your name and email are found, an email will be sent to you containing instructions on resetting your login name and password. A message will display with this information.



5. Open the email that was sent and click on the **Reset Password** link or copy and paste the URL into the address bar of your internet browser. Please note this link will only remain valid for **24 hours!**

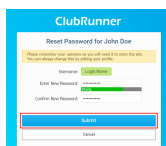


6. You should now be taken to the Reset Password Page. Section 1: contains your **Login Name**; please make note of your login name. Section 2: contains the reset **password** fields.



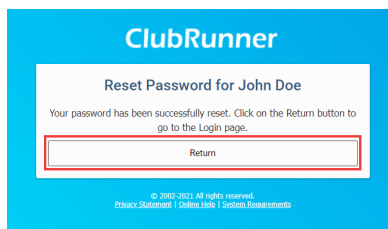
7. Enter and confirm your new password and click the Submit button.

Note: the bar is to help you get an idea of how secure your password is. Using a combination of letters and numbers, six characters long or more is recommended.

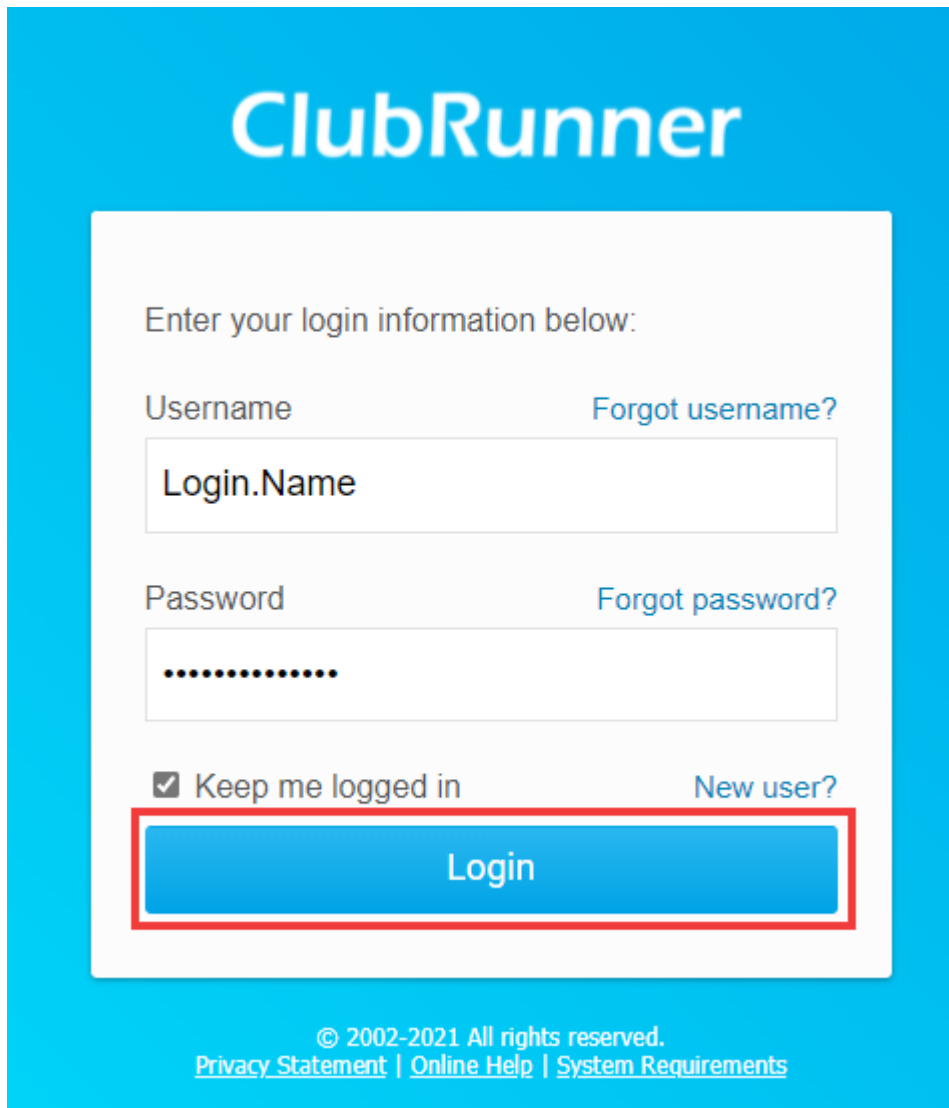


Note: if you are using a password manager application such as Dashlane, LastPass, etc., sometimes our system cannot accept the application generated password. This could be due to how the application injects the password into our page. In such a case please **copy/paste the password** your application generates instead of allowing your program to automatically fill it in. If you continue to have issues generating a password please [contact our team](#).

8. If your password reset is successful, you will receive a confirmation message. Click the **Return** to go back to the login page.



9. Enter your **Login Name** (the name provided in Step 6) and your new **Password**. Once done, click **Login**.



Related Content

- [How do I log in to ClubRunner?](#)