

ClubRunner

Help Articles > Club Help > Club - Members' Guide > Events & Volunteers > How do I pay for an event with credit card or check?

How do I pay for an event with credit card or check?

Mickey D. - 2021-12-10 - Events & Volunteers

The **Events** tool permits you to make registration payments by credit card or check, and also lets you track payments made in person in cash.

Note: If your club is making use of the **Online Payment & eCommerce** module then you can pay for events online with your credit card. If the club is not setup with this module, the only payment option available is payment by check. To find out more, [click here](#) if your club is in the United States. [Click here](#) if your club is in Canada. [Click here](#) if you are in Australia. These links will open in a new window.

1. To access the **Events** feature, you must go to your club homepage and log in. Then, click on **Member Area** on the top right, under your club banner.
2. Along the top of the screen you will see several tabs. Click on the **Events** tab on the far right of the top toolbar.
3. At the left side of the screen, options will appear. Click on **Event Planner**.
4. You are now on the **Events** page. Select an event and click on the name.

Events

[Create A New Event](#)

All Upcoming Events [View All Events](#)

Event Date ▲	Event Name	Active	Location	Event Chair	Actions
Dec 15, 2021	Christmas Party	✔	Mapleview Centre	Kevin Turner	Open Delete Copy

5. On the Event Services page, click **View Registration Form** under the **Register** heading.

Registration

Registered for this event: 2 People

This is a MEMBER ONLY event
Registrations are enabled from Nov 05, 2021 to Dec 15, 2021

[Edit Registration Options](#)


Reports

[Registered Attendees \(Summary\)](#)
[Registered Attendees \(Detail\)](#)
[Alphabetical List of Attendees](#)

 [Download Attendees List](#)

 [Download Payment Report](#)

[Club Registration Status Report](#)

 [Prepare name tags](#)

Register

[View Registration Form](#)

[Register members](#)

[Register members from other clubs](#)

[Register non-members](#)

6. At the bottom of the next page, you'll see a section labelled **Pay Online**.

Register Me

You are currently registered for this event. Your confirmation number is 1857962.



[See Who Else is Registered](#)

[Unregister Me](#)

Guests:

If you wish to bring along family members or friends, you may also register them by clicking on the 'Register Additional Guests' button below.

[Register Additional Guests](#)

Guests:	Confirmation No.	Comments	Actions
Peter Parker	1857963		 

Pay Online

To see the payment options for this event click on the button below to proceed. You can still cancel at the next step.

You have a balance owing of \$20.00

[Proceed With Payment](#)

7. Click the button labelled **Proceed with Payment**. You are taken to a screen where you can view your outstanding payments, if any, and view your payment history. Let's look at each section in turn.

Payment Summary

Confirmation #	Attendee Name	Attendee Email	Attendee Phone
1857962	Aaron Aaronson	zachery.woods@doxess.com	
1857963	Peter Parker		
Total Amount	\$20.00		
Total Payments	\$0.00		
Balance Due	\$20.00		

Payment History

[Record Payment](#)

Payment Date	Payment Type	Amount	Additional Information
No payments have been made.			

Payment

[Pay By Credit Card](#)

OR

[Pay by check](#)

8. The section titled **Payment Summary** details your confirmation number, name, email address and phone number. It also itemizes your due payments and provides a total.

Payment Summary

Confirmation #	Attendee Name	Attendee Email	Attendee Phone
1857962	Aaron Aaronson	zachery.woods@doxess.com	
1857963	Peter Parker		
Total Amount	\$20.00		
Total Payments	\$0.00		
Balance Due	\$20.00		

9. The section titled Payment History displays the history of payments you've made for an event, if any. If you are the event chair, you can record a payment simply by clicking on the **Record Payment** button.

Payment History

[Record Payment](#)

Payment Date	Payment Type	Amount	Additional Information
No payments have been made.			

10. If you are the event chair, you can click **Record Payment** to make note of payments made in person by members. When you click this button, you can enter the amount paid,

and the **Payment Type**, whether check or cash. You can also make notes about the transaction, if needed, in the **Comments** field.

Record Payment

Balance \$ 20.00

Payment Type

Amount

Comments

11. Click **Save** to record the payment, or **Cancel** to discard it. When the payment has been made you will see a record of the transaction in the **Payment History** table.

Record Payment

Balance \$ 20.00

Payment Type

Amount

Comments

12. Finally, the Payment section allows you to select your online payment methods - credit card or cash. If either of these options have not been activated by the event chair, the buttons will be inactive. If both are inactive, payments cannot be made online. Credit card payments can only be accepted if your club is making use of the **Online Payment & eCommerce** module.

Payment

OR

13. When you click on **Pay by Credit Card**, you are taken to screen where you can enter your credit card details in the fields provided. When you have finished entering this information, click the **Submit** button at the bottom of the screen.

Note: Credit card information is sent securely to our partnered merchant, Sage in the U.S.,

Bambora in Canada, and EWay in Australia. Upon successfully completing the transaction, you receive an email with an order and confirmation number. **ClubRunner does NOT have access to this information.**

Christmas Party

Make a payment

PST/State Tax: \$ 0.00
GST/Fed Tax: \$ 0.00
Amount you should pay: \$ 20.00 CAD

Please fill in your credit card information

Payment Type



Credit Card Number

12345678

Expiration Date

10 / 22 Format MMY

Card Security Value number

123 What is this?

First Name

Aaron

Last Name

Aaronson

Billing Address Line 1

2060 Winston Park Drive

Billing Address Line 2

City

Oakville

Country

Canada

State/Province

Ontario

Zip/Postal Code

L6h 5r7

Phone Associated with Credit Card

Email

Submit

14. When you click **Pay by Check**, a custom message appears, detailing how to pay by check.

Payment

Pay By Credit Card

OR

Pay by check

Please make check/cheque payable to:
Rotary Club of Purple Metro

Send to:
Treasurer
123 Herbert St.
Purpleville, WI 1234

Thank you for your prompt payment.

Related Content

- [Where else can members register for an event?](#)
- [How do I register myself for an event?](#)