

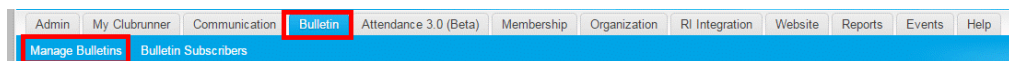
How do I handle blocked bulletins?

Michael C. - 2021-01-28 - Bulletins

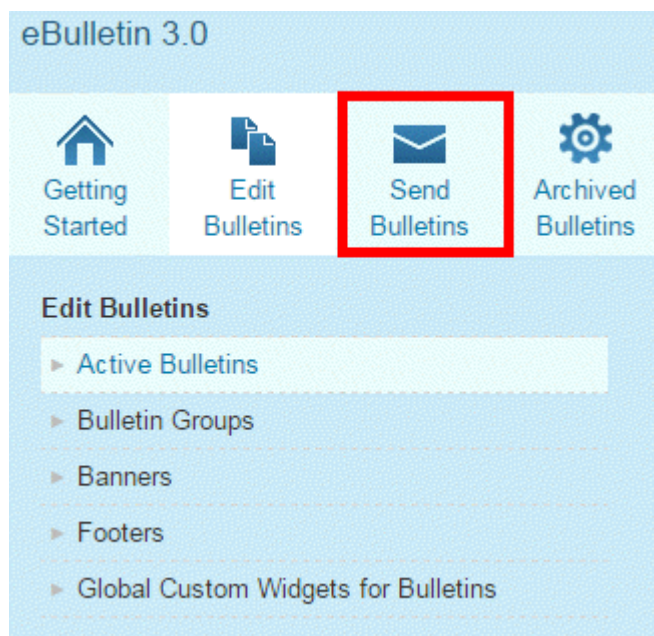
If a bulletin subscriber isn't receiving the bulletin, this may be because their emails has been blocked by our mail system. There are a number of reasons why this may happen. If an email is blocked, our email service program can no longer access it. You can use the steps below to determine which Bulletin subscriber emails are blocked and resolve the problem:

How do I find out which bulletin subscribers have blocked emails?

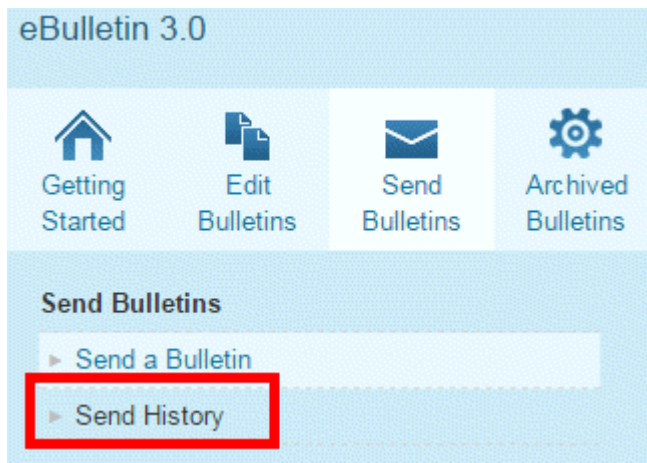
1. To determine which Bulletin emails are being blocked, you will need to login to your member site. Once online, click on the **Bulletin** tab. Then, click on the **Manage Bulletin** link.



2. You are now on the **Bulletin List** page. On the left side of the screen under the **eBulletin 3.0** link, click on the **Send Bulletins** icon.



3. Now click on the **Send History** link that appears under the **Send Bulletins** heading on the left side of the screen.



- You are now on the **Send History** page. To view a detailed breakdown of email delivery statuses, select a bulletin and click on the **Stats** link under the **Actions** column.

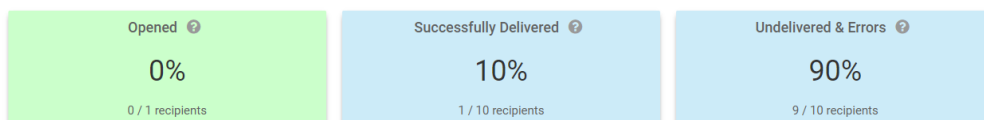
Send History

Search:

Group	Email Subject	Sent On	Sent By	Actions
April 13 Bulletin (Apr 13, 2015)				
General	April 13 Bulletin	Apr 15, 2015 at 3:07 PM	Edward Smith	View Bulletin Stats
April Bulletin (Apr 14, 2015)				
General	April Bulletin	Apr 14, 2015 at 2:29 PM	Edward Smith	View Bulletin Stats

- You are now on the email **Statistics** page, which provides a detailed breakdown of this bulletin's delivery status. At the top, you'll see two boxes labelled **Successfully Delivered** and **Opened**. The **Successfully Delivered** box indicates the percentage of users who have received the bulletin in their inbox. The **Opened** box notes what percentage of successfully delivered bulletins have been sent. The **Undelivered & Errors** box notes the total number of bulletins that did not get delivered to recipients.

Note: Remember, the Opened statistic refers only to the percentage of successfully delivered emails that have been opened. It not based on the percentage of total emails sent out.



- Below these boxes you will see a breakdown of the bulletin delivery status according to each user and email address. Make a note of email addresses that have been blocked or marked as spam. There are a number of possible status messages:
 - **Sent:** This means the bulletin has been delivered. No error was returned to our mail service, but the recipient does not seem to have opened and read it.
 - **Opened:** The bulletin was delivered, and we were able to confirm it was opened by the recipient.

- **Marked as Spam:** The user who received the bulletin email reported it as spam to their service provider.
- **Bounced:** We got an error message back from the server. We won't send additional emails or bulletins.
- **Blocked:** The bulletin email was not delivered, it was previously bounced or marked as spam.

Status ▼	To ▲
● Blocked	Catherine Moore <spevensie@example.com>
● Blocked	Clare Harris <charris@example.com>
● Opened	Cyril Kombluth <cyrilkombluth@gmail.com>
● Blocked	Edward Smith <eedocsmith@example.com>

How do I remove emails from your blocked list?

To remove a given user from the **Blocked** list, please read the following article: [How do I remove emails from your blocked list?](#)

How do I stop user emails from being blocked?

If emails to a given address are still being blocked, the problem may exist at the member's end. They may need to add [@clubrunner.email](#) to their email client's contacts list, white list, or approved senders list. The process required for this varies according to the email program they are using. As such, the user may need to contact their relevant software vendor for support.

I've followed the suggestions above, but they are still blocked.

If the email address is still blocked, it may be a result of overly strict email filters on the part of the member's Internet Service Provider. In this case, the member can make use of an alternate email account. Webmail services (such as Gmail, Live Mail or Yahoo! Mail) can provide your member with a free or low-cost email account.

Related Content

- [How do I avoid spam filters?](#)
- [Why can't I receive email from ClubRunner?](#)