

ClubRunner

Help Articles > Website Guides > Stories & Online Editor > How do I embed a 3rd party video, not from YouTube or Vimeo?

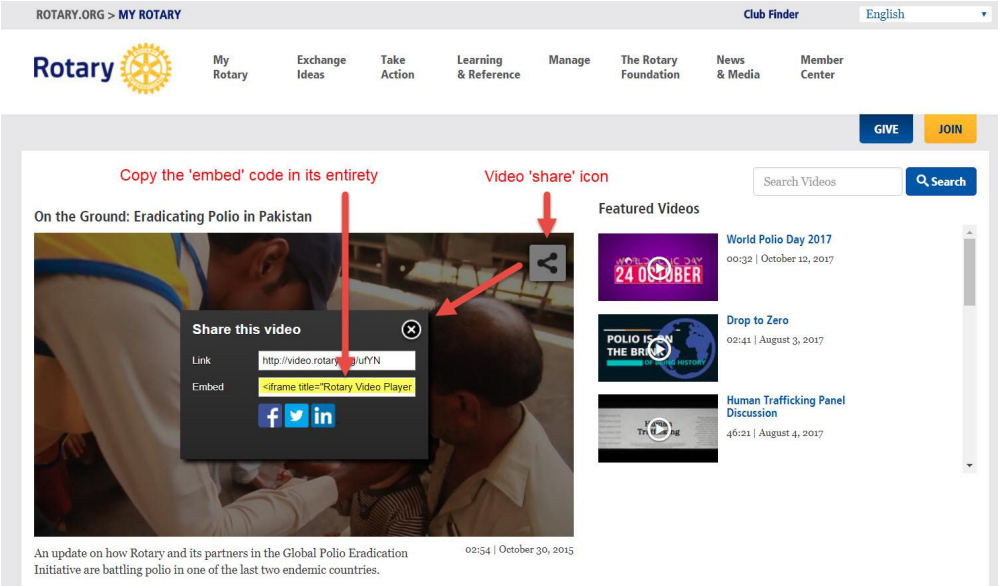
How do I embed a 3rd party video, not from YouTube or Vimeo?

Omar S. - 2023-09-19 - Stories & Online Editor

You can add a video to a webpage or a story from any third party website, for example Rotary International, using the steps detailed below. This applies only to websites which *allow* embedding of their videos. Not all websites will allow you to do this.

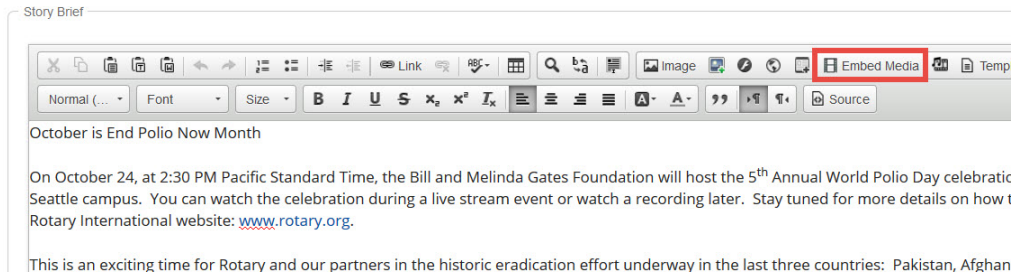
Note: The 3rd party embedded video link URL must start with **https** , not http. Otherwise the video won't play properly on your webpage. If a video URL starts with http, then it will not be played properly within ClubRunner

1. First go to the 3rd party website. In this case we will be using a video from the Rotary International website.
2. Most videos have some type of 'share' icon, typically near the top right of the video. Click the 'share' icon to see the options.
3. With your mouse highlight and copy the entire **Embed** code.



The screenshot shows the Rotary.org website interface. At the top, there is a navigation bar with the Rotary logo and various menu items like 'My Rotary', 'Exchange Ideas', 'Take Action', 'Learning & Reference', 'Manage', 'The Rotary Foundation', 'News & Media', and 'Member Center'. Below the navigation bar, there are 'GIVE' and 'JOIN' buttons. The main content area features a video player titled 'On the Ground: Eradicating Polio in Pakistan'. A share menu is open over the video, showing options for 'Link', 'Embed', and social media sharing. A red arrow points to the 'Embed' code in the share menu, and another red arrow points to the share icon on the video player. To the right of the video player, there is a 'Featured Videos' section with three video thumbnails: 'World Polio Day 2017', 'Drop to Zero', and 'Human Trafficking Panel Discussion'. A search bar is located at the top right of the video player area.

4. Now, go edit any ClubRunner story or custom widget. Click the **Embed Media** button.

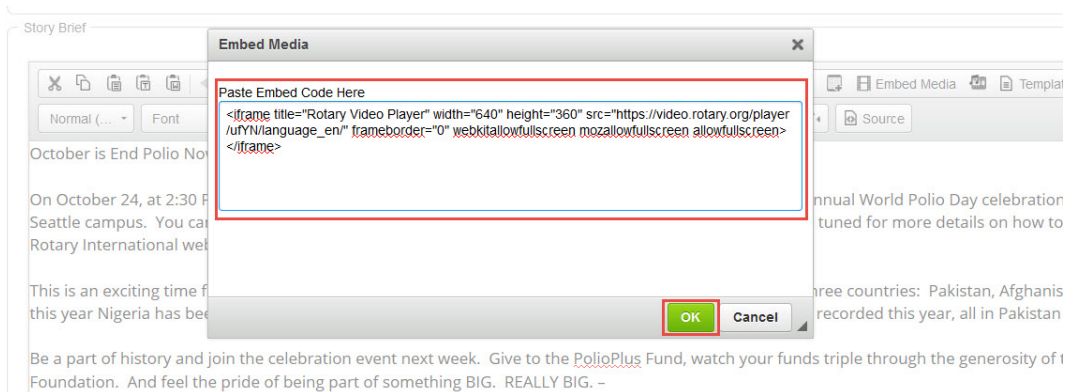


Note

If you are embedding the content on a **Custom Page** or the **Home Page**, drag-and-drop a **Custom Widget (Global)** or **Custom Widget (Page Specific)** into a one of the live designer layout sections, then hover-over the widget and click the **Outbound Arrow** icon. This will open the editor which includes the **Embed Media** editor tool. [Learn more about the website live designer from our 7 minute Live Designer Basics Tutorial.](#)



1. A blank **Embed Media** Dialog window will appear. Paste the video embed code in the open space provided. When the code is pasted, click the **OK** button.



1. Your video will now appear within the body of the story.

The image shows a screenshot of a rich text editor interface. At the top, there is a toolbar with various icons for text formatting, alignment, and media insertion. Below the toolbar, the text area contains the following content:

This is an exciting time for Rotary and our partners in the historic eradication effort underway in the last three countries: Pakistan, Afghanistan and Nigeria. In August of this year Nigeria has been polio free for 12 months. Worldwide only 11 wild polio virus reports have been recorded this year, all in Pakistan and Afghanistan.

Be a part of history and join the celebration event next week. Give to the [PolioPlus Fund](#), watch your funds triple through the generosity of the Bill and Melinda Gates Foundation. And feel the pride of being part of something BIG. REALLY BIG. –

President Cindi O'Neil

In the center of the text area, there is a large rectangular placeholder box with a red border and the word "IFRAME" written in red text in the middle.

At the bottom of the editor, there is a status bar that reads "body div div div" and "Total characters: 1715/20000".

Related Content

- [How do I add tables to a story?](#)
- [How do I embed a Vimeo video into a story?](#)
- [How do I embed a Youtube video into a story or custom widget?](#)
- [How do I make an image a clickable link?](#)
- [How do I use the Story Library in ClubRunner?](#)
- [How do I create and edit a story?](#)
- [How do I add an image?](#)