

ClubRunner

Help Articles > Club Help > Club - Administration Guide > Volunteers & Signups > How do I create volunteer email templates?

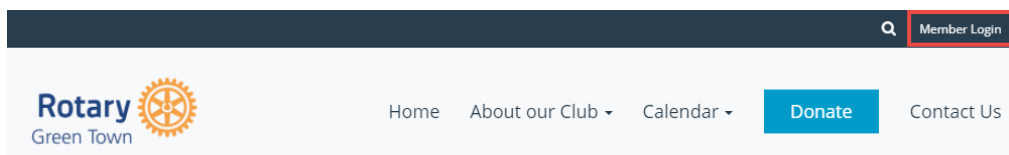
How do I create volunteer email templates?

Michael C. - 2021-02-24 - Volunteers & Signups

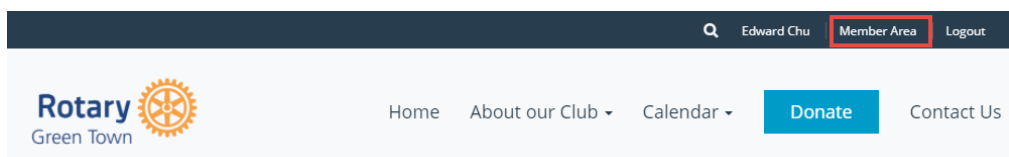
An **Enhanced** feature, Email Templates allows you to create a custom email template for sending members invitations to sign up. Please follow the steps below to learn how.

Note: There are system templates for each of the automated confirmation emails that can go out. You can preview these within this screen, but you cannot change them. If you wish to disable automated emails, see the next section, [Notification Settings](#).

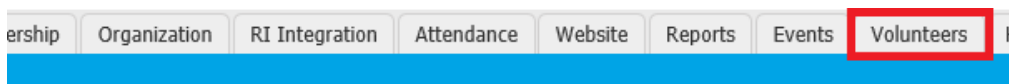
1. Click **Member Login** at the top right of your Club's webpage.



2. Enter your login details, and then click **Member Area** at the top right.



3. You will see a number of tabs along the top. Click on **Volunteers**.

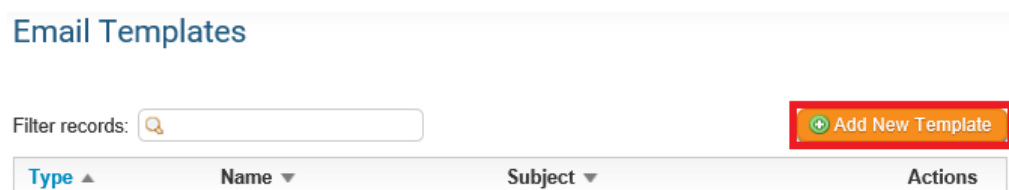


4. Now, click on **Email Templates**.



Below are the steps to create a new Email Template:

1. Next click on the **Add New Template** button found near the top right.



2. Now enter a **Name** for this Email template (required field). The **Subject** field is

available but not a required field.

Name: *

Subject:

3. Next is creating the message using the Mail Merge Fields. The Mail Merge Fields act as place holders for the dynamic information. For example, "Sender First Name" will send out the member's first name of whom is sending out the invitation to the members. Selecting "Volunteer Group Name" will insert the name of the volunteer task group into the email.

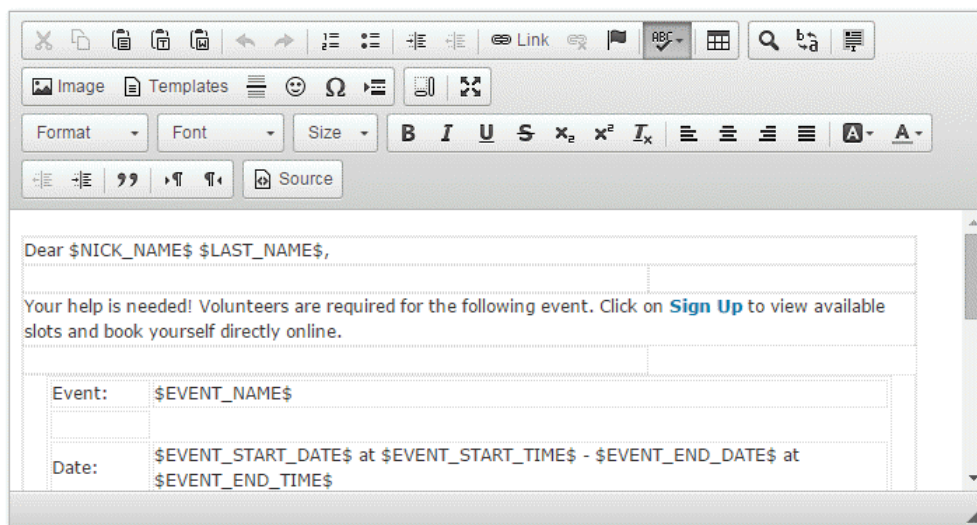
Account:

Recipient:

Sender:

Volunteer Signup:

4. Scroll all the way down until you get to the editor. In the editor you can start to configure your message. Use the Mail Merge fields to reference the event or members.



5. Once your message is configured scroll to the bottom of the page and click on the **Save** (button).

[Cancel](#)

6. When the volunteer receives your email invitation, clicking the link will bring them directly to the signup page. They do not have to log in to access this signup page.

Your help is needed! Volunteers are required for the following event. Click on [Sign Up](#) to view available slots and book yourself directly online.

Event: April Appreciation Supper

Date: Apr 22, 2015 at 6:00 PM to 9:00 PM

Chair: Edward Smith

Location: WI United States

April Appreciation Supper

Server

Apr 01, 2015 To 1.
2.

You can sign up directly on the Rotary Club of Green Town website by [clicking here](#). We appreciate your participation and look forward to making this a great event together!

Thank you.

Edward Smith
Rotary Club of Green Town

This email was automatically generated by [ClubRunner](#) on behalf of [Rotary Club of Green Town](#).