

# ClubRunner

Help Articles > Club Help > Club - Administration Guide > Volunteers & Signups > How do I create a new volunteer signup list?

## How do I create a new volunteer signup list?

Michael C. - 2021-02-24 - Volunteers & Signups

**Note:** You cannot create a signup list for a draft event. An event must be active if you wish to create an associated signup list. Remember also that only the **Enhanced** version of this module can create standalone lists, or public signup lists that allow non-members to sign up. To learn more about the **Enhanced** version please read the article called [What's the Difference Between the Basic and Enhanced Version?](#)

**Note:** To access the Volunteers Module members would need access level **30 - Site Administrator** to **60 - Editor**.





1. Please login to ClubRunner by going to the Club's website and click on the link near the top right called **Member Login**.
2. After you login, please click **Member Area** near the top right.
3. Click the **Volunteers** tab in the top menu bar.
4. Click on **View Signup Lists** in the grey menu bar just below.
5. Click **Create New Signup List**.

**Signup Lists**

Create new signup lists and manage existing lists.

Filter records:

Show Archived Signups [+ Create New Signup List](#)

Name	Start Date	End Date	Open to Public	Links	Actions
 End Polio Now Concert	May 06, 2018	May 06, 2018	-	-	<a href="#">Open</a>   <a href="#">Settings</a>   <a href="#">Copy</a>   <a href="#">Delete</a>   <a href="#">Archive</a>
 Salvation Army Kettle	Nov 01, 2017	Dec 25, 2017	✓	<a href="#">Signup List</a>	<a href="#">Open</a>   <a href="#">Settings</a>   <a href="#">Copy</a>   <a href="#">Delete</a>   <a href="#">Archive</a>
 Charity BBQ Volunteers	Oct 08, 2016	Oct 08, 2016	✓	<a href="#">Signup List</a>	<a href="#">Open</a>   <a href="#">Settings</a>   <a href="#">Copy</a>   <a href="#">Delete</a>   <a href="#">Archive</a>
 Food Drive Volunteers	May 30, 2015	May 30, 2015	✓	<a href="#">Signup List</a>	<a href="#">Open</a>   <a href="#">Settings</a>   <a href="#">Copy</a>   <a href="#">Delete</a>   <a href="#">Archive</a>

Showing all 4 records

6. Fill in the fields on the **Settings** area of this page.
    - o **Name:** Name of the signup list
    - o **Start Date:** The date that the signup list opens for signups
    - o **End Date:** The date that the signup list closes for signups
    - o **Is this signup list open to the public?:**
      - **Yes:** The Volunteer Signup List will be available to everyone, no need to login.
- Note:** This is only available with the enhanced volunteers module.

- **No, members and other users only:** Only members will be able to sign up for the Volunteer Signup List
- **Link with an event?:**
  - **Yes:** A new “Select the Event” drop down will appear. You will need to select an event from Event Planner for this volunteer list.
  - **No, this is a standalone signup list:** The Volunteer Signup List will not be associated with any kind of event.
    - Note:** This is only available with the enhanced volunteers module.
- **Select the event:** Select an event this signup list will be associated with. Volunteers will be able to sign up for shifts through this event's page.
- **Signup List Chair:** This can be any member. The signup list chair can edit or change the volunteer signup list and tasks as needed, even if they would not normally have access to those functions.
- **Email Chair on all confirmations?:**
  - **Yes:** An email will be sent to the Chair each time a volunteer signs up for a shift.
  - **No:** An email will not be sent to the Chair each time a volunteer signs up for a shift.

## Create Signup List

### Settings

Name  \*

Start Date

End Date

Is this signup list open to the public?  Yes  No, members and other users only

Link with an event?  Yes  No, this is a standalone signup list

Select the event  \*

Signup List Chair

Email Chair on all confirmations?  Yes  No

7. **Setting the Task Defaults:** First choose the Default Task Name. By default we populate this field with “Shift”, however go ahead and enter what works best for you. (i.e.: Position, Time Slot, Shift, etc.)

Default Task Name  \*

Eg. Shift, position, time slot

8. Next you will define:

**Note:** The **Basic** version has a maximum of 10 groups per signup sheet, maximum of 10 Tasks per group, & a maximum of 10 people per task that can be created. The **Enhanced** version has a maximum of 25 groups per signup sheet, maximum of 25 Tasks per group, & a maximum of 25 people per task that can be created.

- **No. of Groups:** How many groups will be created for each set of tasks defined.

For Example:

**No. of Groups** 2 \*  
No. of Groups should be between 1 and 25.

**No. of Tasks Per Group** 2 \*  
No. of Tasks Per Group should be between 1 and 25.

**Description**

- Group 1
  - Shift 1
  - Shift 2
- Group 2
  - Shift 1
  - Shift 2

- **No. of Tasks Per Group:** Defines how many tasks are associated with each group defined.

For Example:

**No. of Groups** 2 \*  
No. of Groups should be between 1 and 25.

**No. of Tasks Per Group** 2 \*  
No. of Tasks Per Group should be between 1 and 25.

**Description**

- Group 1
  - Shift 1
  - Shift 2

- **No. of People per Task:** Defines how many volunteers slots are available per task defined.

For Example:

**No. of Tasks Per Group** 2 \*  
No. of Tasks Per Group should be between 1 and 25.

**No. of People Per Task** 3 \*  
No. of People Per Task should be between 1 and 25.

● Shift 1 → 0 of 3 booked

9. Next is the **“Do the tasks have a start date or time?”** Field.

- If **NO** is selected then there will be no date or time associated with the Volunteer Signup List
- If **YES** is selected new fields will appear:

Do the tasks have a start date or time?  Yes  No

Start Date   \*

Start Time  

Would you like to increment the tasks?  No  Date  Time

- **Start Date:** Defines the date when the task is effective. This is a required field.
- **Start Time:** Defines the time when the task should begin.
- **Would you like to increment the tasks?:** This feature has three options:
  - **NO they are all the same:** Will not create any new tasks
  - If **DATE** is selected:

Would you like to increment the tasks?  No  Date  Time

Increment the Tasks By   \* Day(s)

- **Increment the Tasks By:** Will increment the task by days, from the 'End Date' of the sign-up list

- If **TIME** is selected:

Would you like to increment the tasks?  No  Date  Time

Increment the Tasks By   \* Hour(s)

 \* Minute(s)

- **Increment the Tasks By:** Will increment the task by hours & minutes, from the 'End Date' of the sign-up list

10. Now click on the **Create Signup List** button found in the bottom right corner.

Cancel

Create Signup List

#### Related Content

- [VIDEO: Events & Volunteer Management webinar with Michael C.](#)
- [How do I link a signup list to an event?](#)
- [How do I copy a volunteer signup list?](#)
- [How do I archive a volunteer list?](#)