

# ClubRunner

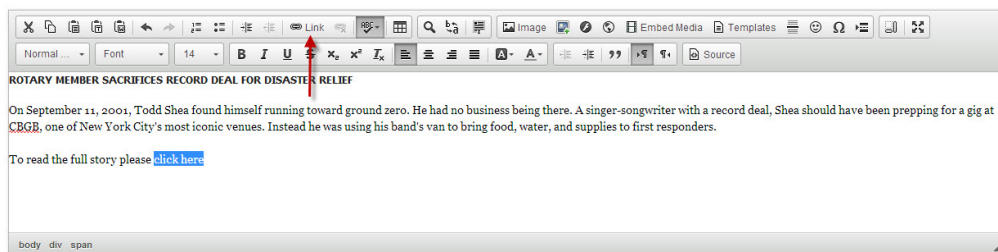
Help Articles > Club Help > Club - Administration Guide > Bulletins > How do I create a link to an external website?

## How do I create a link to an external website?

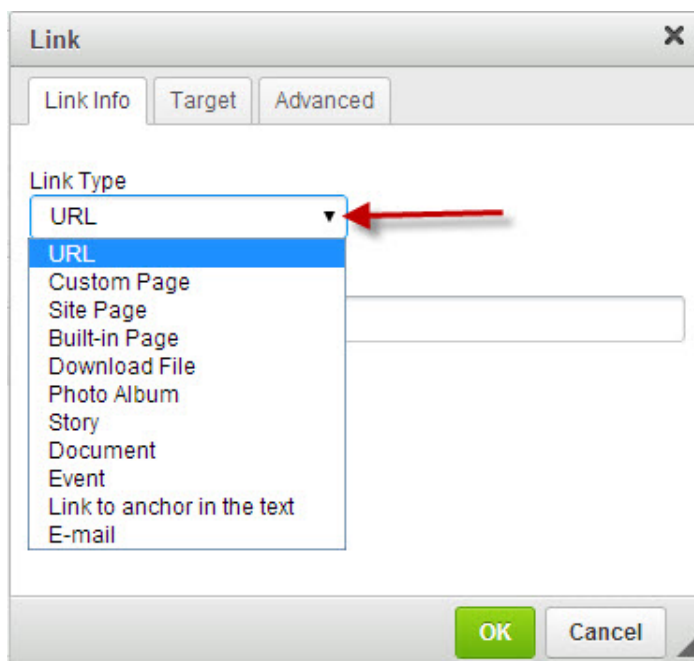
Michael C. - 2021-02-03 - Bulletins

The Link feature in the CKEditor is a powerful option that lets you link to any resource available on the Internet like a website, PDF document, or an image.

1. To insert a link to your content, click on the **Link** button on the toolbar or use the Ctrl+L keyboard shortcut. If you want a text fragment to be linked to a certain website or page, select it by highlighting it first. If no text is selected, the link URL or e-mail address will appear in the document as-is.



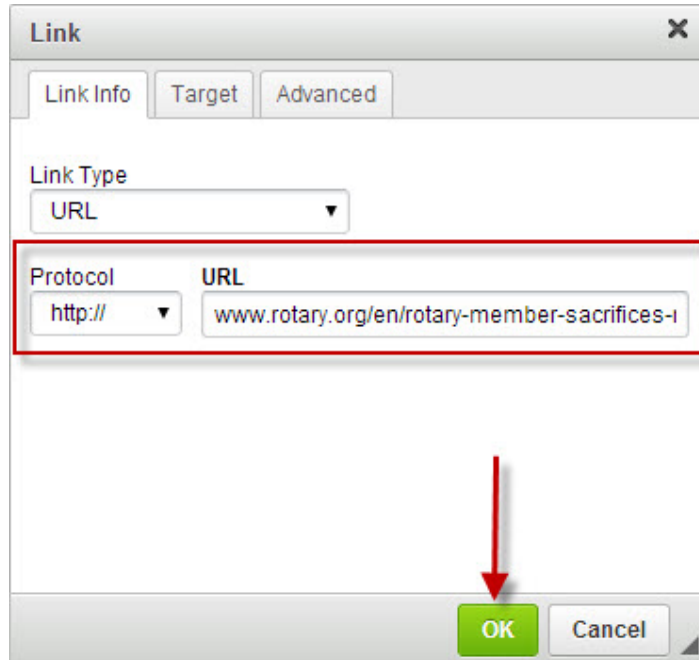
2. In the Link dialog window that will open, select the **URL** Link type from the drop-down menu:



3. Next, select the appropriate **Protocol** used with the web address. You can choose between the following options:

- o http://

- https://
  - ftp://
  - news://
4. In the **URL** window, enter the web address of the resource that the link is pointing to.



5. Click the **Ok** button to save the changes.
6. Once the content is published, the linked text fragment will display as follow:


New Story for KB



**ROTARY MEMBER SACRIFICES RECORD DEAL FOR DISASTER RELIEF**

On September 11, 2001, Todd Shea found himself running toward ground zero. He had no business being there. A singer-songwriter with a record deal, Shea should have been prepping for a gig at CBGB, one of New York City's most iconic venues. Instead he was using his band's van to bring food, water, and supplies to first responders.

To read the full story please [click here](#)

 Like Sign Up to see what your friends like.

7. You can update the URL at any point by following the same steps as above.
8. Removing a link is just as easy as adding it. When the cursor is placed in a link, the **Unlink** button on the toolbar becomes active. Pressing the button removes the link and leaves plain text. Alternatively you can also open the CK Editor menu by pressing the right mouse button and choose the Unlink command.

The screenshot shows a rich text editor window with a toolbar at the top. The toolbar includes icons for undo, redo, bold, italic, underline, strikethrough, link, unlink, search, image, embed media, templates, and source. Below the toolbar, the text reads: "ROTARY MEMBER SACRIFICES RECORD DEAL FOR DISASTER RELIEF". The main content area contains the text: "On September 11, 2001, Todd Shea found himself running toward ground zero. He had no business being there. A singer-songwriter with a record deal, Shea should have been prepping for a gig at [CBGB](#), one of New York City's most iconic venues. Instead he was using his band's van to bring food, water, and supplies to first responders. To read the full story please [click here](#)". A context menu is open over the "click here" link, with options: "Paste", "Edit Link", and "Unlink". A red arrow points to the "Unlink" option. The status bar at the bottom left shows "body div span a".