

# ClubRunner

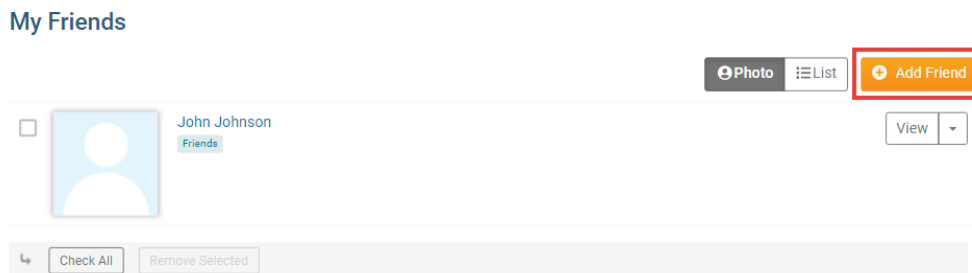
Help Articles > Club Help > Club - Members' Guide > My ClubRunner > How do I add a friend to my friends list?

## How do I add a friend to my friends list?

Omar S. - 2021-11-29 - My ClubRunner

To add a Friend to your **My Friend** list, please follow the steps below:

1. Go to the Club's website and login.
2. Click the **Member Area** link near the top right.
3. Click **My ClubRunner** on the menu bar near the top.
4. Click the **My Friends** link on the menu bar directly below.
5. This takes you to the **My Friends** page. To add a new friend click on the **Add Friend** button.



6. Fill in the information fields accordingly. The First and Last name is required as well as the checkbox to confirm that you have consent from the contact to store their information.

### Add Friend ×

Title

**First Name**  \*

Nickname

Middle Name

**Last Name**  \*

Suffix

Email

I have received consent from this individual for the collection, storage, and use of their information by Rotary Club of Purple Metro as described in this [Privacy Policy](#). They understand that they may receive emails, and can opt out at any time. A notification email will be sent to the individual the first time their contact information is stored. \*

[Cancel](#) [Save](#)

7. Click on the **Save** button, when finished.

### Add Friend ✕

Title

**First Name**  \*

Nickname

Middle Name

**Last Name**  \*

Suffix

Email

I have received consent from this individual for the collection, storage, and use of their information by Rotary Club of Purple Metro as described in this [Privacy Policy](#). They understand that they may receive emails, and can opt out at any time. A notification email will be sent to the individual the first time their contact information is stored. \*



Cancel
Save

8. The new contact has now been added. If you edit this contact after it's created, you will see that you can add much more information into the contact details such as address, birthday, Company name and much more.

✔ Contact Jamie Jameson added successfully. Group(s) assign to Contact successfully. ✕

#### My Friends

Photo
List
+ Add Friend

<input type="checkbox"/>		<p>John Johnson</p> <p style="font-size: small; color: #0070c0;">Friends</p>	View ▾
<input type="checkbox"/>		<p>Mr. Jamie Jameson</p> <p style="font-size: small; color: #0070c0;">jjameson@example.com</p> <p style="font-size: x-small; color: #0070c0;">Friends</p>	View ▾

Check All
Remove Selected