

How do I access and use the Login Activity Report? (District)

Michael C. - 2021-04-16 - Reports

If you are a district administrator, you may view the login activity of district members. To access the report, you need to login to your **District's** website page.

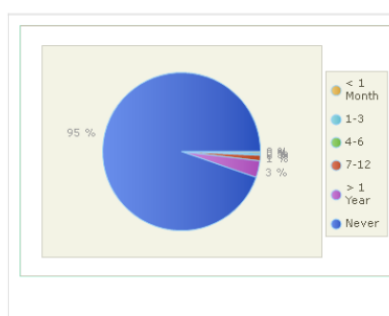
1. Go to your district webpage and click on the **Login** link at the top right of the page. Then, enter your login details on the page that appears.
2. You are now logged in. To access the District Administration page, click on **Member Area** on the top right.
3. Click on **Reports** within the grey menu bar near the top.
4. Click on **Login Activity** on the blue menu bar.
5. This opens the **Member Login Activity** page, where you can view a summary of login activity by club or district. The results are automatically compiled into a pie chart. The purpose of the report gives a breakdown of the Club member's last login activity over a period of time. The report is divided by Active members and honorary members and is broken down by month ranges. By default the report displays a pie chart and a grid of all the month range breakdowns.

Member Login Activity

All
 By Area **Metro**
 By Club **Azure Metro**

Show

District Login
 Club Login



[Export to Excel / CSV](#)

Login Activity Group		Active		Honorary		Total	
		#	%	#	%	#	%
< 1 Month	View	1	0.4	0	0.0	1	0.4
1-3	View	1	0.4	0	0.0	1	0.4
4-6	View	0	0.0	0	0.0	0	0.0
7-12	View	3	1.1	0	0.0	3	1.1
> 1 Year	View	8	3.0	1	0.4	9	3.4
Never	View	241	91.3	9	3.4	250	94.7
Total	View	254	96.2	10	3.8	264	100.0

6. You can use the filter options at the top of the page to filter the results. The filter options are:

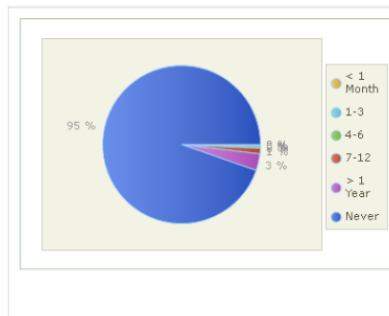
- **All** - Display all areas and all clubs
- **By Area** - Will only display members from the selected area
- **By Club** - Will only display members last login information by the specific club selected
- **District Login** - Displays last login information for logging into the District Site
- **Club Login** - Displays last login information for logging into the Clubs site
- **Show** - Generates the report based on the filter options selected

Member Login Activity

All
 By Area **Metro** ▼
 By Club **Azure Metro** ▼

District Login
 Club Login

[Show](#)



[Export to Excel / CSV](#)

Login Activity Group		Active		Honorary		Total	
		#	%	#	%	#	%
< 1 Month	View	1	0.4	0	0.0	1	0.4
1-3	View	1	0.4	0	0.0	1	0.4
4-6	View	0	0.0	0	0.0	0	0.0
7-12	View	3	1.1	0	0.0	3	1.1
> 1 Year	View	8	3.0	1	0.4	9	3.4
Never	View	241	91.3	9	3.4	250	94.7
Total	View	254	96.2	10	3.8	264	100.0

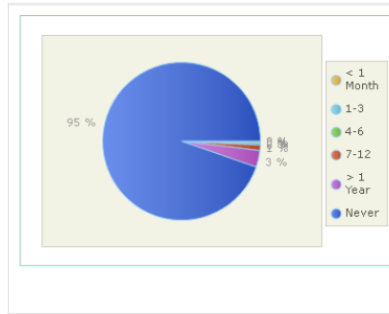
7. On the report you can click **View** to get a breakdown of activity within a given period.

Member Login Activity

All
 By Area **Metro**
 By Club **Azure Metro**

Show

District Login
 Club Login



Export to Excel / CSV

Login Activity Group	Active		Honorary		Total		
	#	%	#	%	#	%	
< 1 Month	View	1	0.4	0	0.0	1	0.4
1-3	View	1	0.4	0	0.0	1	0.4
4-6	View	0	0.0	0	0.0	0	0.0
7-12	View	3	1.1	0	0.0	3	1.1
> 1 Year	View	8	3.0	1	0.4	9	3.4
Never	View	241	91.3	9	3.4	250	94.7
Total	View	254	96.2	10	3.8	264	100.0

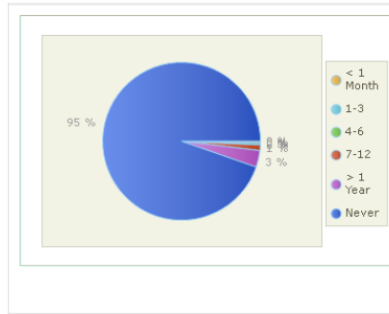
8. After you click on **View**, you will see a new report. The heading of the report are:
 - **Member Column** – Displays the members name as a link. Simply click on the name to go to the members profile page.
 - **Club Column** – Displays the club name that the member is associated with.
 - **Member Type Column** – Displays the member’s status type. IE. Active, Ex Member, Honorary, ect.
 - **Area Column** – Displays the geographic area of where the club is located
 - **Last Login Column** – Displays the member’s last login activity to either the District site or the Club site.
9. You could also click on the **Export to Excel/CSV** link to create a spreadsheet file of the currently displayed report.

Member Login Activity

All
 By Area **Metro**
 By Club **Azure Metro**

District Login
 Club Login

Show



Export to Excel / CSV

Login Activity Group		Active		Honorary		Total	
		#	%	#	%	#	%
< 1 Month	View	1	0.4	0	0.0	1	0.4
1-3	View	1	0.4	0	0.0	1	0.4
4-6	View	0	0.0	0	0.0	0	0.0
7-12	View	3	1.1	0	0.0	3	1.1
> 1 Year	View	8	3.0	1	0.4	9	3.4
Never	View	241	91.3	9	3.4	250	94.7
Total	View	254	96.2	10	3.8	264	100.0